



**DELHI TRANSCO LTD.**

STATE LOAD DESPATCH CENTER

(REGD. OFFICE : SHAKTI SADAN BUILDING, KOTLA ROAD, NEW DELHI-110002

Dy. G. M. (System Operation)  
33kV Grid Sub-Station Building  
Minto Road, New Delhi-110002  
Ph. No.23221064, 23221175  
Fax No. 23221012, 23221059

No. F.DTL/207/2009-10/DGM(SO)/

ISSUE DATE 09.06.2010

To

1. CEO, BSES Rajdhani Power Ltd, BSEB Bhavan, Nehru Place, New Delhi-110019
2. CEO, BSES Yamuna Power Ltd, Shakti Kiran Bldg, Karkardooma, New Delhi-110092
3. CEO, NDPL, Kingsway Camp, Hudson Lane, Delhi -110009
4. Sh. Sunil Kumar Kakkar, Head Power Management, BSES Yamuna Power Ltd,  
Shakti kiran building,Karkarduma,Delhi-92
5. Surya Shanker Benerji, GM (Finance & Accounts)BSES yamune Power Ltd., 2nd Floor,  
Shaki Kiran bldg, Karkarduma, Delhi-92
6. Chief Finance Officer,(BSES),2nd Floor, `C' Block, BSES Bhawan,Nehru Place, New Delhi-19
7. The Secretary, NDMC, Palika Kendra, New Delhi - 110001
- 8 G.E (Ultilities),Electric Supply, Kotwali Road,Near Gopinath Bazar, Delhi Cantt., New Delhi - 10
- 9 .HoD (PP&Gen), NDPL, Corporate Office, 3rd Floor, Sub Station Bldg,Hudson Lines,  
Kingsway Camp,Delhi-19

Sub. : Final Energy Accounts for Inter-Discom Power Transfer for the month of March'10

Sir,

Please find herewith the Final Energy Accounts of Inter-Discom Power Transfer for the month of march'10 as per actual shortage/surplus based on SEM data as indicated by SLDC vide its letter dated 22.02.08 & ratified in the meeting held on 01.05.08 in SLDC & futher communication vide. Latter dated 24.11.09.

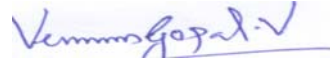
The drawing utilities are requested to make payments to supply utilities within seven days of issue of the bills by supply utilities failing which an interest @ 0.04% per day is leviabale on the outstanding amount as decided in the meeting with stake holders held in SLDC on 23.08.2007.

The Account is posted in SLDC website also.

This is for your information and further necessary action please.

Encl : As above

Yours faithfully

A handwritten signature in blue ink, appearing to read "Vemmasgopal V", with a horizontal line underneath.

Dy. G. M. (System Operation)

Copy for favour of kind information to:  
Secretary, DERC  
Member Secretary, NRPC  
Director (Operations), DTL  
General Manager (O&M), DTL  
General Manager (SLDC)  
General Manager (DPPG)  
Dy. General Manager (SCADA)

**DELHI TRANSCO LIMITED**  
**State Load Despatch Centre**

Annexure-1

Final Energy Account for Inter-Discom Power Transfer for the month of march'10 based on SEM data

All Figures are in Mus

From→	MES									
	BRPL		BYPL		NDPL		NDMC		TOTAL	
To→	On Day Ahead basis	Final for Payment Purpose	On Day Ahead basis	Final for Payment Purpose	On Day Ahead basis	Final for Payment Purpose	On Day Ahead basis	Final for Payment Purpose	On Day Ahead basis	Final for Payment Purpose
1-Mar-10	0.000000	0.000000	0.000000	0.000000	0.000000	0.000000	0.000000	0.000000	0.000000	0.000000
2-Mar-10	0.000000	0.000000	0.000000	0.000000	0.000000	0.000000	0.000000	0.000000	0.000000	0.000000
3-Mar-10	0.000000	0.000000	0.000000	0.000000	0.000000	0.000000	0.000000	0.000000	0.000000	0.000000
4-Mar-10	0.000000	0.000000	0.000000	0.000000	0.000000	0.000000	0.000000	0.000000	0.000000	0.000000
5-Mar-10	0.000000	0.000000	0.000000	0.000000	0.000000	0.002017	0.000000	0.000000	0.000000	0.002017
6-Mar-10	0.000000	0.000000	0.000000	0.000000	0.000066	0.000000	0.000000	0.000000	0.000066	0.000000
7-Mar-10	0.000082	0.000000	0.000552	0.000000	0.004618	0.000000	0.000000	0.000000	0.005251	0.000000
8-Mar-10	0.000023	0.000000	0.000076	0.000000	0.023707	0.000507	0.000000	0.000000	0.023807	0.000507
9-Mar-10	0.000000	0.000000	0.000000	0.000000	0.020396	0.020731	0.000000	0.000000	0.020396	0.020731
10-Mar-10	0.007740	0.000000	0.000000	0.000000	0.018586	0.002844	0.000000	0.000000	0.026326	0.002844
11-Mar-10	0.000663	0.000219	0.000000	0.000000	0.005108	0.019283	0.000000	0.000000	0.005771	0.019502
12-Mar-10	0.000000	0.000000	0.000000	0.000000	0.000000	0.000439	0.000000	0.000000	0.000000	0.000439
13-Mar-10	0.000642	0.000000	0.000606	0.000000	0.004032	0.004947	0.000000	0.000000	0.005280	0.004947
14-Mar-10	0.000000	0.000000	0.000000	0.000000	0.000000	0.000226	0.000000	0.000000	0.000000	0.000226
15-Mar-10	0.000000	0.000000	0.000000	0.000000	0.000000	0.000000	0.000000	0.000000	0.000000	0.000000
16-Mar-10	0.000091	0.011116	0.000000	0.000000	0.000000	0.037157	0.000000	0.000000	0.000091	0.048273
17-Mar-10	0.000107	0.004352	0.000741	0.000000	0.000327	0.047163	0.000000	0.000000	0.001175	0.051515
18-Mar-10	0.000000	0.000000	0.000000	0.000000	0.000000	0.000903	0.000000	0.000000	0.000000	0.000903
19-Mar-10	0.014449	0.017865	0.010153	0.004209	0.010162	0.054411	0.000000	0.000000	0.034764	0.076485
20-Mar-10	0.001070	0.015205	0.000197	0.004804	0.018691	0.039910	0.000000	0.000068	0.019957	0.059986
21-Mar-10	0.001195	0.000000	0.000000	0.000000	0.019645	0.011577	0.000000	0.000000	0.020840	0.011577
22-Mar-10	0.000211	0.014733	0.000148	0.001148	0.000331	0.013899	0.000000	0.000000	0.000690	0.029780
23-Mar-10	0.062239	0.068482	0.088580	0.000000	0.062311	0.118794	0.000000	0.000000	0.213130	0.187276
24-Mar-10	0.027742	0.041047	0.058988	0.000000	0.066089	0.074776	0.000000	0.000000	0.152819	0.115823
25-Mar-10	0.099659	0.093130	0.046677	0.008119	0.112219	0.092855	0.000000	0.000000	0.258554	0.194104
26-Mar-10	0.094604	0.096516	0.043179	0.007935	0.108566	0.095936	0.000000	0.000000	0.246349	0.200386
27-Mar-10	0.023413	0.066359	0.004733	0.005472	0.036908	0.090771	0.000000	0.000000	0.065053	0.162602
28-Mar-10	0.083733	0.000000	0.036598	0.000000	0.061985	0.010404	0.000000	0.000000	0.182316	0.010404
29-Mar-10	0.033836	0.001213	0.002402	0.000000	0.058976	0.006130	0.000000	0.000000	0.095213	0.007344
30-Mar-10	0.087664	0.021032	0.051779	0.000000	0.043644	0.030682	0.000000	0.000000	0.183086	0.051714
31-Mar-10	0.113642	0.000608	0.069101	0.000000	0.071599	0.002582	0.000000	0.000000	0.254342	0.003190
<b>Total</b>	<b>0.652802</b>	<b>0.451878</b>	<b>0.414508</b>	<b>0.031687</b>	<b>0.747965</b>	<b>0.778942</b>	<b>0.000000</b>	<b>0.000068</b>	<b>1.815275</b>	<b>1.262575</b>

MANAGER(SO/EA)

**DELHI TRANSCO LIMITED**  
**State Load Despatch Centre**

**Annexure-1(Contd..)**

**Final Energy Account for Inter-Discom Power Transfer for the month of march'10 based on SEM data**

All Figures are in Mus

From→	NDPL									
	BRPL		BYPL		NDMC		MES		TOTAL	
To→	On Day Ahead basis	Final for Payment Purpose	On Day Ahead basis	Final for Payment Purpose	On Day Ahead basis	Final for Payment Purpose	On Day Ahead basis	Final for Payment Purpose	On Day Ahead basis	Final for Payment Purpose
1-Mar-10	0.000000	0.000000	0.000000	0.000000	0.000000	0.000000	0.010912	0.000000	0.010912	0.000000
2-Mar-10	0.000000	0.000000	0.000000	0.000000	0.000000	0.000000	0.007267	0.000000	0.007267	0.000000
3-Mar-10	0.000000	0.000000	0.000000	0.000000	0.000000	0.000000	0.070171	0.008280	0.070171	0.008280
4-Mar-10	0.000000	0.000000	0.004294	0.000000	0.000000	0.000000	0.021074	0.003107	0.025368	0.003107
5-Mar-10	0.000000	0.000000	0.000000	0.000000	0.000000	0.000000	0.010390	0.000272	0.010390	0.000272
6-Mar-10	0.000000	0.000000	0.000000	0.000000	0.000000	0.000000	0.012220	0.000000	0.012220	0.000000
7-Mar-10	0.006925	0.000000	0.008582	0.000000	0.000000	0.000000	0.007044	0.000000	0.022551	0.000000
8-Mar-10	0.000000	0.000000	0.000000	0.000000	0.000000	0.000000	0.000000	0.000000	0.000000	0.000000
9-Mar-10	0.000000	0.000000	0.000000	0.000000	0.000000	0.000000	0.000000	0.000000	0.000000	0.000000
10-Mar-10	0.000000	0.000000	0.000000	0.000000	0.000000	0.000000	0.000000	0.000961	0.000000	0.000961
11-Mar-10	0.000000	0.000000	0.000000	0.000000	0.000000	0.000000	0.000000	0.000638	0.000000	0.000638
12-Mar-10	0.016451	0.000000	0.002752	0.000000	0.000000	0.000000	0.111720	0.000125	0.130922	0.000125
13-Mar-10	0.000000	0.000000	0.000000	0.000000	0.000000	0.000000	0.000000	0.005756	0.000000	0.005756
14-Mar-10	0.000000	0.000000	0.000000	0.000000	0.000000	0.000000	0.013325	0.000000	0.013325	0.000000
15-Mar-10	0.000000	0.000000	0.000000	0.000000	0.000000	0.000000	0.009570	0.005893	0.009570	0.005893
16-Mar-10	0.005985	0.000000	0.005825	0.000000	0.000000	0.000000	0.001100	0.000000	0.012910	0.000000
17-Mar-10	0.000000	0.000000	0.001029	0.000000	0.000000	0.000000	0.000000	0.000000	0.001029	0.000000
18-Mar-10	0.000000	0.000000	0.000000	0.000000	0.000000	0.000000	0.000000	0.000157	0.000000	0.000157
19-Mar-10	0.000000	0.000000	0.000000	0.000000	0.000000	0.000000	0.000000	0.000000	0.000000	0.000000
20-Mar-10	0.000000	0.000000	0.000000	0.000000	0.000000	0.000000	0.000000	0.000000	0.000000	0.000000
21-Mar-10	0.000000	0.000000	0.000000	0.000000	0.000000	0.000000	0.000000	0.000000	0.000000	0.000000
22-Mar-10	0.000000	0.000000	0.000000	0.000000	0.000000	0.000000	0.000000	0.008508	0.000000	0.008508
23-Mar-10	0.000000	0.000000	0.000000	0.000000	0.000000	0.000000	0.000000	0.000000	0.000000	0.000000
24-Mar-10	0.000000	0.000000	0.000000	0.000000	0.000000	0.000000	0.000000	0.000000	0.000000	0.000000
25-Mar-10	0.000000	0.000000	0.000000	0.000000	0.000000	0.000000	0.000000	0.000000	0.000000	0.000000
26-Mar-10	0.000000	0.000000	0.000000	0.000000	0.000000	0.000000	0.000000	0.000000	0.000000	0.000000
27-Mar-10	0.000000	0.000000	0.000000	0.000000	0.000000	0.000000	0.000000	0.000000	0.000000	0.000000
28-Mar-10	0.025637	0.000000	0.006940	0.000000	0.000000	0.000000	0.000000	0.000000	0.032577	0.000000
29-Mar-10	0.022833	0.000000	0.000000	0.000000	0.000000	0.000000	0.000000	0.000000	0.022833	0.000000
30-Mar-10	0.042332	0.000000	0.017970	0.000000	0.000000	0.000000	0.000000	0.000000	0.060302	0.000000
31-Mar-10	0.001509	0.001136	0.000854	0.000000	0.000000	0.000000	0.000000	0.000000	0.002363	0.001136
<b>Total</b>	<b>0.121673</b>	<b>0.001136</b>	<b>0.048244</b>	<b>0.000000</b>	<b>0.000000</b>	<b>0.000000</b>	<b>0.274792</b>	<b>0.033697</b>	<b>0.444709</b>	<b>0.034833</b>

**MANAGER(SO/EA)**

**DELHI TRANSCO LIMITED**  
**State Load Despatch Centre**

**Annexure-1(Con.)**

**Final Energy Account for Inter-Discom Power Transfer for the month of march'10 based on SEM data**

All Figures are in Mus

From→	BYPL									
	BRPL		NDPL		NDMC		MES		TOTAL	
To→	On Day Ahead basis	Final for Payment Purpose	On Day Ahead basis	Final for Payment Purpose	On Day Ahead basis	Final for Payment Purpose	On Day Ahead basis	Final for Payment Purpose	On Day Ahead basis	Final for Payment Purpose
1-Mar-10	0.000000	0.000000	0.000000	0.000000	0.000000	0.000000	0.010901	0.000000	0.010901	0.000000
2-Mar-10	0.000000	0.000000	0.017908	0.000000	0.000000	0.000000	0.012242	0.000000	0.030150	0.000000
3-Mar-10	0.000000	0.000000	0.075121	0.000000	0.000000	0.000000	0.149342	0.008270	0.224463	0.008270
4-Mar-10	0.001037	0.025333	0.112141	0.137385	0.000000	0.000000	0.032484	0.009711	0.145662	0.172429
5-Mar-10	0.000000	0.000000	0.001116	0.041008	0.000000	0.000000	0.011093	0.000272	0.012209	0.041279
6-Mar-10	0.000000	0.000000	0.001331	0.000000	0.000000	0.000000	0.012205	0.000000	0.013536	0.000000
7-Mar-10	0.023478	0.000000	0.161809	0.000000	0.000000	0.000000	0.016856	0.000000	0.202142	0.000000
8-Mar-10	0.000300	0.000000	0.527491	0.010312	0.000000	0.000000	0.000000	0.000000	0.527790	0.010312
9-Mar-10	0.000124	0.000000	0.505566	0.421537	0.000000	0.000000	0.000291	0.000000	0.505981	0.421537
10-Mar-10	0.170943	0.079431	0.274814	0.403312	0.000000	0.000000	0.003387	0.026769	0.449144	0.509512
11-Mar-10	0.084101	0.019742	0.584616	0.627187	0.000000	0.000000	0.002732	0.003402	0.671449	0.650331
12-Mar-10	0.005313	0.032460	0.000000	0.421888	0.000000	0.000000	0.097676	0.019047	0.102989	0.473395
13-Mar-10	0.148582	0.000000	0.537771	0.122418	0.000000	0.000000	0.023290	0.008462	0.709642	0.130879
14-Mar-10	0.002188	0.000000	0.001539	0.004586	0.000000	0.000000	0.013378	0.000000	0.017104	0.004586
15-Mar-10	0.001592	0.000000	0.014911	0.430883	0.000000	0.000000	0.014740	0.035577	0.031242	0.466459
16-Mar-10	0.002367	0.075667	0.000367	0.504224	0.000000	0.000000	0.000018	0.000000	0.002751	0.579890
17-Mar-10	0.000000	0.085202	0.002980	0.613453	0.000000	0.000000	0.000148	0.006197	0.003128	0.704851
18-Mar-10	0.063388	0.075364	0.044590	0.270341	0.000000	0.000000	0.002191	0.018208	0.110168	0.363913
19-Mar-10	0.000000	0.047442	0.000000	0.352357	0.000000	0.000000	0.000000	0.000000	0.000000	0.399799
20-Mar-10	0.001444	0.031747	0.181849	0.262563	0.000000	0.000000	0.000000	0.000000	0.183293	0.294310
21-Mar-10	0.017008	0.009967	0.166575	0.310364	0.000000	0.000000	0.001664	0.006973	0.185247	0.327304
22-Mar-10	0.000000	0.171575	0.188165	0.178363	0.000000	0.000000	0.006033	0.016537	0.194198	0.366475
23-Mar-10	0.000000	0.187599	0.000000	0.640199	0.000000	0.000000	0.000000	0.000000	0.000000	0.827799
24-Mar-10	0.002497	0.155675	0.149500	0.543657	0.000000	0.000000	0.000000	0.000000	0.151997	0.699332
25-Mar-10	0.003022	0.062074	0.007709	0.232582	0.000000	0.000000	0.000000	0.000000	0.010730	0.294656
26-Mar-10	0.002322	0.094716	0.006970	0.322618	0.000000	0.000000	0.000000	0.000000	0.009292	0.417334
27-Mar-10	0.056467	0.066823	0.203191	0.325326	0.000000	0.000000	0.000000	0.000000	0.259657	0.392149
28-Mar-10	0.006526	0.000000	0.010240	0.211554	0.000000	0.000000	0.000000	0.000000	0.016765	0.211554
29-Mar-10	0.072972	0.024675	0.160233	0.124653	0.000000	0.000000	0.000000	0.000000	0.233205	0.149328
30-Mar-10	0.015656	0.118249	0.016734	0.306388	0.000000	0.000000	0.000000	0.000000	0.032390	0.424637
31-Mar-10	0.000000	0.012366	0.000000	0.052493	0.000000	0.000000	0.000000	0.000000	0.000000	0.064860
<b>Total</b>	<b>0.681325</b>	<b>1.376107</b>	<b>3.955232</b>	<b>7.871649</b>	<b>0.000000</b>	<b>0.000000</b>	<b>0.410668</b>	<b>0.159424</b>	<b>5.047225</b>	<b>9.407180</b>

**MANAGER(SO/EA)**

**DELHI TRANSCO LIMITED**  
**State Load Despatch Centre**

**Annexure-1(Contd..)**

**Final Energy Account for Inter-Discom Power Transfer for the month of march'10 based on SEM data**

All Figures are in Mus

From→	NDMC									
	BRPL		BYPL		NDPL		MES		TOTAL	
To→	On Day Ahead basis	Final for Payment Purpose	On Day Ahead basis	Final for Payment Purpose	On Day Ahead basis	Final for Payment Purpose	On Day Ahead basis	Final for Payment Purpose	On Day Ahead basis	Final for Payment Purpose
1-Mar-10	0.000000	0.000000	0.000000	0.000000	0.000000	0.000000	0.003185	0.000000	0.003185	0.000000
2-Mar-10	0.000000	0.000000	0.000000	0.000000	0.005234	0.000000	0.003578	0.000000	0.008812	0.000000
3-Mar-10	0.000000	0.000000	0.000000	0.000000	0.019096	0.000000	0.031939	0.002417	0.051035	0.002417
4-Mar-10	0.078395	0.051354	0.082289	0.000000	0.207548	0.161853	0.023364	0.007620	0.391596	0.220827
5-Mar-10	0.000000	0.000000	0.000000	0.000000	0.000326	0.011985	0.003241	0.000079	0.003567	0.012064
6-Mar-10	0.000000	0.000000	0.000000	0.000000	0.000389	0.000000	0.003568	0.000000	0.003957	0.000000
7-Mar-10	0.088865	0.000000	0.053248	0.000000	0.207309	0.000000	0.017434	0.000000	0.366856	0.000000
8-Mar-10	0.317808	0.000000	0.460234	0.000000	0.565736	0.003014	0.014895	0.000000	1.358673	0.003014
9-Mar-10	0.444956	0.000000	0.016182	0.000000	0.552280	0.123199	0.307999	0.000000	1.321417	0.123199
10-Mar-10	0.537790	0.197088	0.203580	0.000000	0.524204	0.405377	0.015525	0.023617	1.281098	0.626082
11-Mar-10	0.466758	0.017387	0.291237	0.000000	0.900894	0.358037	0.021677	0.001404	1.680565	0.376828
12-Mar-10	0.004802	0.080512	0.000803	0.000000	0.000000	0.372793	0.032612	0.017787	0.038218	0.471093
13-Mar-10	0.560699	0.000000	0.342655	0.000000	0.685893	0.035778	0.026488	0.002473	1.615736	0.038251
14-Mar-10	0.005856	0.000000	0.000000	0.000000	0.004119	0.001340	0.004092	0.000000	0.014067	0.001340
15-Mar-10	0.005673	0.000000	0.000000	0.000000	0.008021	0.144888	0.004490	0.011156	0.018184	0.156045
16-Mar-10	0.435840	0.151749	0.308890	0.000000	0.285063	0.354005	0.015598	0.000000	1.045391	0.505754
17-Mar-10	0.281311	0.135020	0.232478	0.002522	0.262671	0.496281	0.013297	0.006423	0.789755	0.640245
18-Mar-10	0.170143	0.301753	0.511627	0.074878	0.359900	0.400972	0.017676	0.022519	1.059346	0.800123
19-Mar-10	0.658371	0.312617	0.462529	0.072511	0.463124	0.599455	0.009820	0.000000	1.593843	0.984582
20-Mar-10	0.599030	0.206672	0.376910	0.043817	0.560067	0.380613	0.015850	0.000000	1.551856	0.631102
21-Mar-10	0.493516	0.159855	0.260872	0.059784	0.554606	0.228034	0.016940	0.009867	1.325935	0.457540
22-Mar-10	0.059463	0.401154	0.080766	0.013311	0.412297	0.320848	0.015675	0.011263	0.568200	0.746576
23-Mar-10	0.746966	0.316812	1.063227	0.000000	0.747919	0.539156	0.000000	0.000000	2.558111	0.855968
24-Mar-10	0.209928	0.268747	0.508525	0.000000	0.589707	0.472161	0.000000	0.000000	1.308159	0.740908
25-Mar-10	0.731519	0.402260	0.311899	0.028118	0.779168	0.429897	0.000000	0.000000	1.822586	0.860275
26-Mar-10	0.721191	0.401665	0.305548	0.034330	0.771600	0.429072	0.000000	0.000000	1.798339	0.865067
27-Mar-10	0.264514	0.387719	0.062866	0.029365	0.285876	0.525350	0.000000	0.000000	0.613256	0.942434
28-Mar-10	0.788130	0.000000	0.346592	0.000000	0.574527	0.061829	0.000000	0.000000	1.709249	0.061829
29-Mar-10	0.166167	0.007212	0.017040	0.000000	0.294683	0.036431	0.000000	0.000000	0.477890	0.043643
30-Mar-10	0.539748	0.121658	0.000000	0.000000	0.269338	0.175488	0.318802	0.000000	1.127887	0.297146
31-Mar-10	0.904565	0.003614	0.527508	0.000000	0.566077	0.015342	0.000000	0.000000	1.998150	0.018956
<b>Total</b>	<b>10.282001</b>	<b>3.924848</b>	<b>6.827503</b>	<b>0.358635</b>	<b>11.457672</b>	<b>7.083198</b>	<b>0.937741</b>	<b>0.116625</b>	<b>29.504917</b>	<b>11.483306</b>

**MANAGER(SO/EA)**


## Annexure-1(Contd.)

**DELHI TRANSCO LIMITED**  
**State Load Despatch Centre**

Final Energy Account for Inter-Discom Power Transfer for the month of march'10 based on SEM data

All Figures are in Mus

From→	BRPL									
	BYPL		NDPL		NDMC		MES		TOTAL	
To→	On Day Ahead basis	Final for Payment Purpose	On Day Ahead basis	Final for Payment Purpose	On Day Ahead basis	Final for Payment Purpose	On Day Ahead basis	Final for Payment Purpose	On Day Ahead basis	Final for Payment Purpose
1-Mar-10	0.000000	0.000000	0.000000	0.000000	0.000000	0.000000	0.015510	0.000000	0.015510	0.000000
2-Mar-10	0.000000	0.000000	0.025490	0.000000	0.000000	0.000000	0.017420	0.000000	0.042910	0.000000
3-Mar-10	0.000000	0.000000	0.075121	0.000000	0.000000	0.000000	0.149342	0.011771	0.224463	0.011771
4-Mar-10	0.025629	0.000000	0.124587	0.032095	0.000000	0.000000	0.047256	0.007980	0.197471	0.040075
5-Mar-10	0.000000	0.000000	0.001589	0.058370	0.000000	0.000000	0.015784	0.000387	0.017372	0.058757
6-Mar-10	0.000000	0.000000	0.001895	0.000000	0.000000	0.000000	0.017376	0.000000	0.019271	0.000000
7-Mar-10	0.001984	0.000000	0.169595	0.000000	0.000000	0.000000	0.013767	0.000000	0.185346	0.000000
8-Mar-10	0.000000	0.000000	0.710261	0.014678	0.000000	0.000000	0.000000	0.000000	0.710261	0.014678
9-Mar-10	0.000000	0.000000	0.681322	0.543849	0.000000	0.000000	0.000199	0.000000	0.681521	0.543849
10-Mar-10	0.000000	0.000000	0.000000	0.265473	0.000000	0.000000	0.000000	0.012258	0.000000	0.277731
11-Mar-10	0.000367	0.000000	0.001343	0.457169	0.000000	0.000000	0.000066	0.001962	0.001777	0.459131
12-Mar-10	0.000998	0.000000	0.000000	0.296466	0.000000	0.000000	0.131497	0.010497	0.132495	0.306964
13-Mar-10	0.000340	0.000000	0.016266	0.174249	0.000000	0.000000	0.000551	0.012045	0.017157	0.186294
14-Mar-10	0.000000	0.000000	0.000000	0.006527	0.000000	0.000000	0.018941	0.000000	0.018941	0.006527
15-Mar-10	0.000000	0.000000	0.019629	0.424275	0.000000	0.000000	0.020911	0.038056	0.040540	0.462331
16-Mar-10	0.002284	0.000000	0.000080	0.238850	0.000000	0.000000	0.000163	0.000000	0.002527	0.238850
17-Mar-10	0.020838	0.000000	0.015903	0.250686	0.000000	0.000000	0.001287	0.001363	0.038028	0.252049
18-Mar-10	0.000000	0.000000	0.000000	0.105980	0.000000	0.000000	0.000000	0.005221	0.000000	0.111201
19-Mar-10	0.000000	0.000000	0.000000	0.261091	0.000000	0.000000	0.000000	0.000000	0.000000	0.261091
20-Mar-10	0.000000	0.000000	0.103993	0.168743	0.000000	0.000000	0.000000	0.000000	0.103993	0.168743
21-Mar-10	0.000000	0.000000	0.096240	0.378618	0.000000	0.000000	0.000000	0.004150	0.096240	0.382769
22-Mar-10	0.059721	0.000000	0.566239	0.041881	0.000000	0.000000	0.018417	0.015744	0.644377	0.057625
23-Mar-10	0.000000	0.000000	0.000000	0.155189	0.000000	0.000000	0.000000	0.000000	0.000000	0.155189
24-Mar-10	0.000024	0.000000	0.171863	0.158503	0.000000	0.000000	0.000000	0.000000	0.171886	0.158503
25-Mar-10	0.000000	0.000000	0.000000	0.073588	0.000000	0.000000	0.000000	0.000000	0.000000	0.073588
26-Mar-10	0.000000	0.000000	0.000000	0.068092	0.000000	0.000000	0.000000	0.000000	0.000000	0.068092
27-Mar-10	0.000000	0.000000	0.054115	0.081259	0.000000	0.000000	0.000000	0.000000	0.054115	0.081259
28-Mar-10	0.000000	0.000000	0.001198	0.299545	0.000000	0.000000	0.000000	0.000000	0.001198	0.299545
29-Mar-10	0.000000	0.000000	0.081457	0.037337	0.000000	0.000000	0.000000	0.000000	0.081457	0.037337
30-Mar-10	0.000000	0.000000	0.006134	0.113789	0.000000	0.000000	0.000000	0.000000	0.006134	0.113789
31-Mar-10	0.000000	0.000000	0.000000	0.026954	0.000000	0.000000	0.000000	0.000000	0.000000	0.026954
<b>Total</b>	<b>0.112184</b>	<b>0.000000</b>	<b>2.924318</b>	<b>4.733259</b>	<b>0.000000</b>	<b>0.000000</b>	<b>0.468485</b>	<b>0.121433</b>	<b>3.504987</b>	<b>4.854692</b>




MANAGER(SO/EA)

**DELHI TRANSCO LIMITED**  
**State Load Despatch Centre**

Final Energy Account for Inter-Discom Power Transfer for the month of march'10 based on SEM data

**Summary**

All Figures are in Mus


From→	MES				
To→	BRPL	BYPL	NDPL	NDMC	TOTAL
Provisional as per Day Ahead Schedule	0.652802	0.414508	0.747965	0.000000	1.815275
Final for Payment purpose	0.451878	0.031687	0.778942	0.000068	1.262575

From→	NDPL				
To→	BRPL	BYPL	NDMC	MES	TOTAL
Provisional as per Day Ahead Schedule	0.121673	0.048244	0.000000	0.274792	0.444709
Final for Payment purpose	0.001136	0.000000	0.000000	0.033697	0.034833

From→	NDMC				
To→	BRPL	BYPL	NDPL	MES	TOTAL
Provisional as per Day Ahead Schedule	10.282001	6.827503	11.457672	0.937741	29.504917
Final for Payment purpose	3.924848	0.358635	7.083198	0.116625	11.483306

From→	BYPL				
To→	BRPL	NDPL	NDMC	MES	TOTAL
Provisional as per Day Ahead Schedule	0.681325	3.955232	0.000000	0.410668	5.047225
Final for Payment purpose	1.376107	7.871649	0.000000	0.159424	9.407180

From→	BRPL				
To→	BYPL	NDPL	NDMC	MES	TOTAL
Provisional as per Day Ahead Schedule	0.112184	2.924318	0.000000	0.468485	3.504987
Final for Payment purpose	0.000000	4.733259	0.000000	0.121433	4.854692



  
**MANAGER(SO/EA)**